

Mounting the S1255 Classic Tag

****Read all instructions before installing Tag to your windshield**** The S1255 MarkTag Classic Windshield Tag is mounted directly onto the interior of a vehicle's windshield. It is recommended that all tags are placed on the same locations on the windshields to achieve standardization which yields the most consistent and accurate reading results. Per project requirements the tags will be mounted on the center of the windshield (or adjacent to the center divider) and 5-6 inches above the dashboard.

- The area you will be mounting the tag on the windshield will need to be cleaned with a 50/50 mixture of alcohol and water before adhering the Velcro.
- Tags must be installed at least 4 inches away from any other RFID tags (i.e. toll tags).
- The tag must be as parallel as possible to the RFID reader and in line of sight.
- The tags should be mounted on the center of the windshield roughly 5-6 inches above the center dashboard. .
- The tag should be on the flattest part of the windshield facing towards the reader creating as much of a parallel relationship between the tag and reader as possible.
- Velcro mount will be provided by smart-Tecs. The Classic tag will have instructions to face the correct side towards the reader when in the holder.

If you have an obstacle or center divider that does not allow you to place the tag in one of the recommended areas, please contact smart-Tecs to provide guidance and assistance.



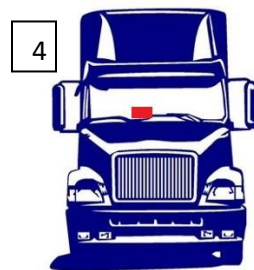
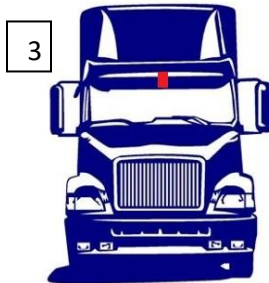
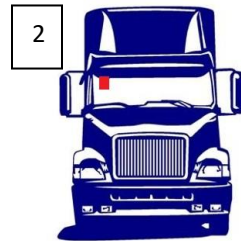
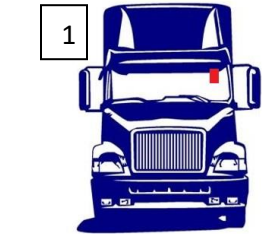
5-6 inches above center dashboard



Mounting the S1255 Classic Tag

Where not to mount the tag:

- Fig. 1 top right of windshield
- Fig. 2 top left of windshield
- Fig. 3 Top center of windshield
- Less than 4" inches from other RFID tags
- Fig. 4 Horizontally



Considerations:

- **Handle tags with care**
These tags are designed for the interior of the windshield, take care to not expose them to water.
- **Adherence of the tags to the windshield**
Smart-Tecs will provide a Velcro mount for the tags in this location.
- **Important information**
Make sure tags are facing the correct direction and the orientation is vertical. See below image.

